

Prosperity Southwest

Prosperity Southwest

Community Profile

People

The total population covered by Prosperity Southwest is 140,014. The median age is 41.106

140,014

Total Population

51.04%

Male

48.96%

Female

Age Distribution



Median Age

41

Educational Attainment

The majority of the population in Prosperity Southwest has a high school degree, and 30.8% have a college degree.



< Grade 9
3.26%



Grade 9-12
5.34%



High School
39.19%



Some College
21.42%



Assoc Degree
10.75%



Bach Degree
13.17%



Grad Degree
6.88%

Labor Force



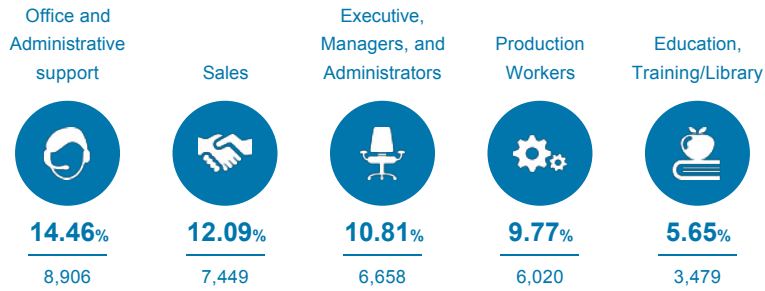
Prosperity Southwest has a labor force of 74,399 people.

74,399

Labor Force

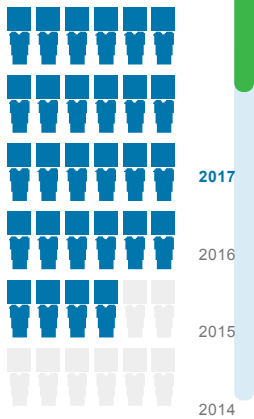
Talent

Where are the top jobs by occupation?



Total Employees

61,611



The work distribution of total employees in Prosperity Southwest is:



Total Establishments

6,860

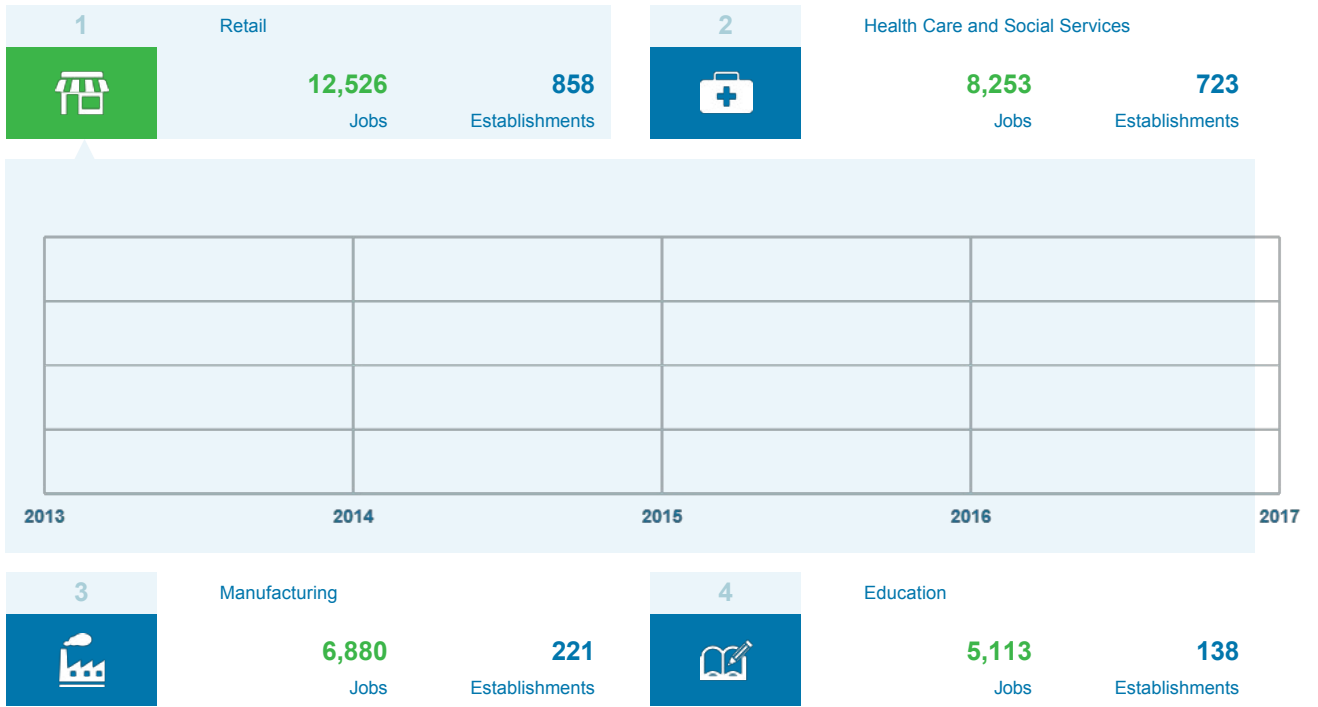


Businesses and Jobs



Prosperity Southwest has a total of 6,860 businesses. In 2017, the leading industries in Prosperity Southwest were Retail, Health Care and Social Services, Manufacturing, and Education.

What are the top industries by jobs?



How many employees do businesses in Prosperity Southwest have?

1-4
Employees



Income and Spending



Households in Prosperity Southwest earn a median yearly income of \$54,070. 44.96% of the households earn more than the national average each year. Household expenditures average \$52,279 per year. The majority of earnings get spent on Shelter, Transportation, Food and Beverages, Health Care, and Entertainment.

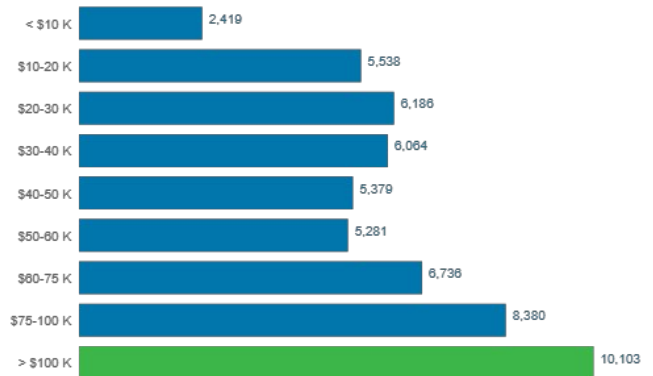


\$54,070

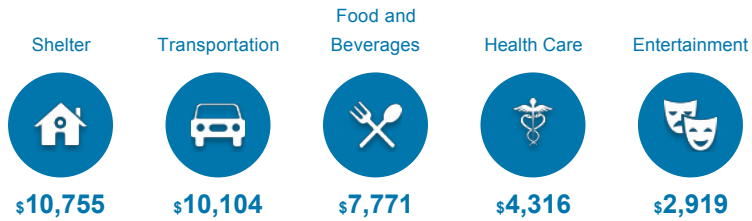
Median Household Income

0% more than the county
 9% less than the state
 9% less than the nation

Income Distribution



How do people spend most of their money?
 PER HOUSEHOLD



\$52,279

Median Household Expenditure

Housing



There are 45% more households who own their homes than there are renters.

Owners vs. Renters

